

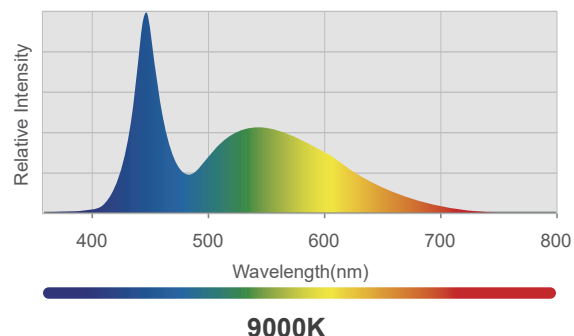
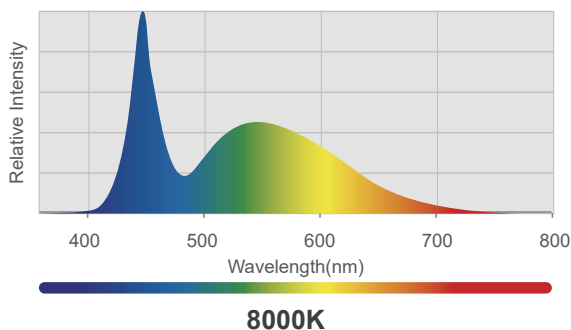
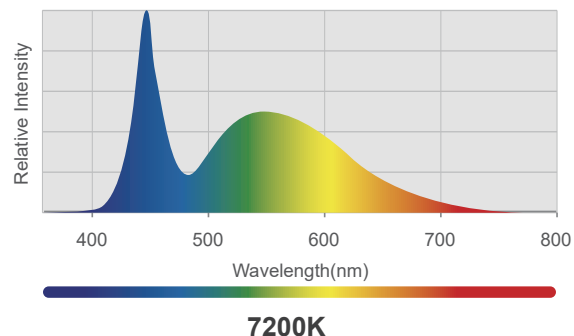
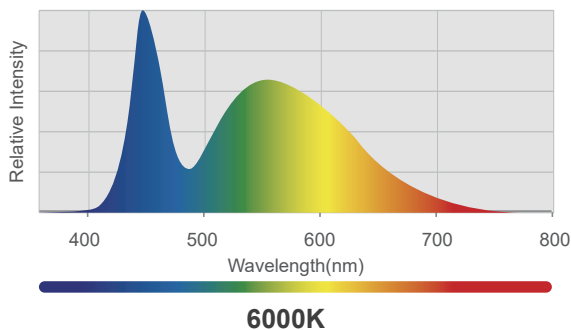
C360 Tuna Sun LED Clamp Light

Full Spectrum, Tunable CCT, High Yield



Power Consumption	85WAC Max.
Input Voltage	120VAC / 60Hz
LED Source	DiCon's Dense Matrix LED
Dimensions (w/ barndoors)	L 8 ½" x W 8 13/64" x H 7 19/32" L216mm x W208 mm x H193 mm
Dimensions (w/o barndoors)	L 5 19/32" x W 8 13/64" x H 4 45/64" L142mm x W208 mm x H119 mm
Light Body Material/Finish	Plastic / Black or White
Weight (w/ barndoors)	3.4 lbs / 1.5 kg (With AC Power Cable)
Weight (w/o barndoors)	3.09 lbs / 1.4 kg (With AC Power Cable)
Mounting Hole Diameter	0.5in
AC Cable Length	US: 10ft / 3m, International: 4.5ft / 1.4m
Thermal Design	Active Cooling
Acoustic Noise	22.7dB (Professional Recording Studio Level)
Operating Temp	32 - 104°F / 0 - 40°C
Color Temperature	6,000K - 9,000K
Dimming	2 - 100%
Control	Manual, DMX
Display	OLED Screen
Regulatory	UL Listed
Applications	Living Wall, Public Aquarium, Aquaculture

OPTICAL SPECTRUM



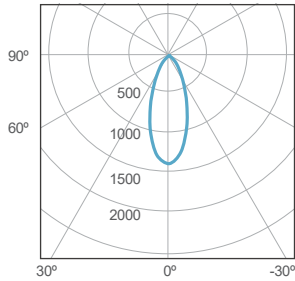
LIGHT DISTRIBUTION IN LUX



BEAM PROFILE

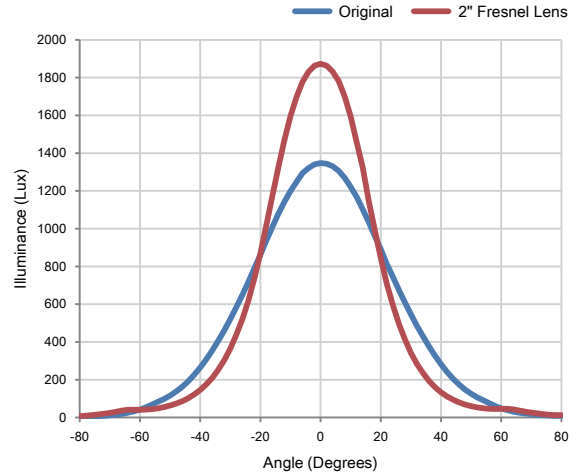
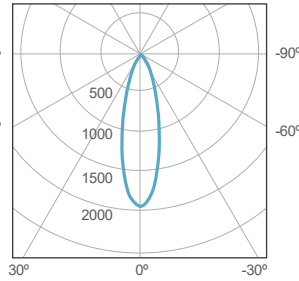
C360 Original

Beam Angle ϕ : 51.4°



C360 2" Fresnel Lens

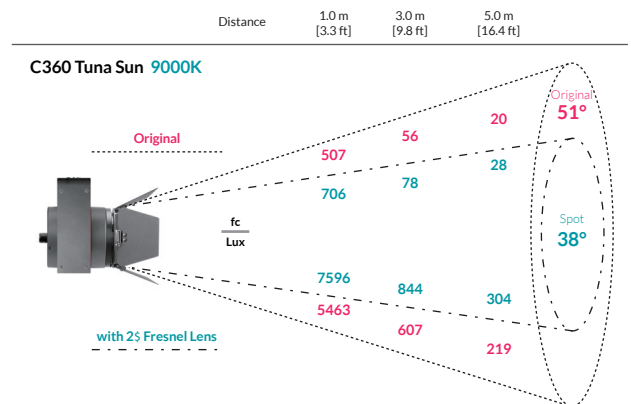
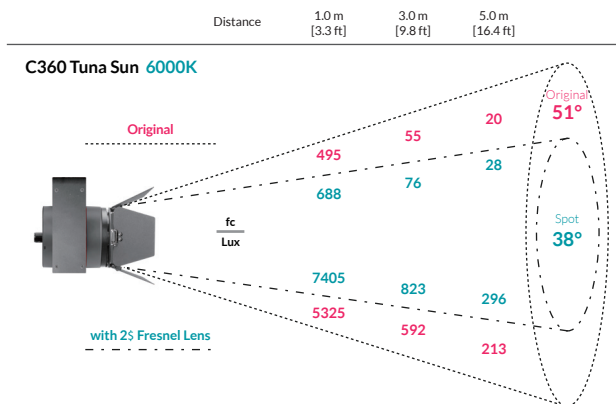
Beam Angle ϕ : 37.9°



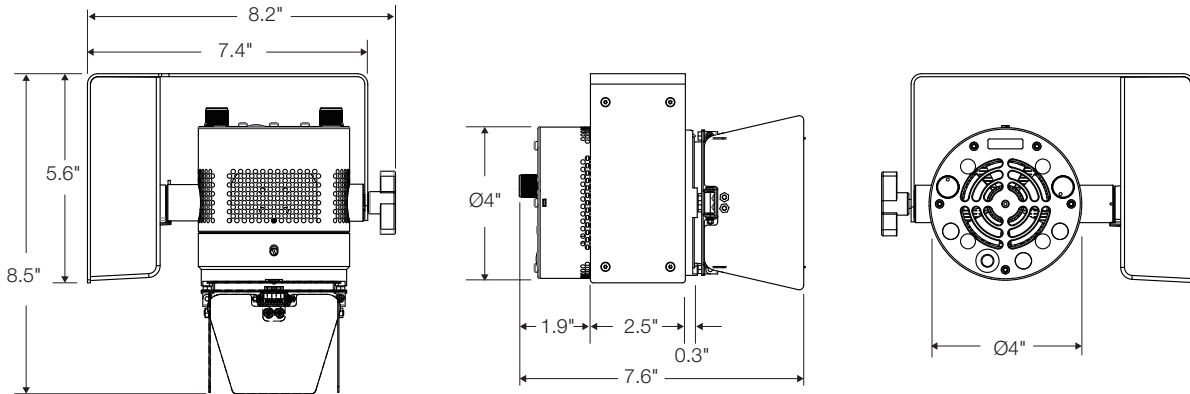
ILLUMINATION TABLE

Tuna Sun	Status	Beam Angle	meter ft.	1 3.3	2 6.6	3 9.8	5 16.4	7 23.0
6000K	C360 (Original)	51°	Center Foot Candles (fc) [Center Lux]	495 [5325]	124 [1331]	55 [592]	20 [213]	10 [910]
	C360 (2" Fresnel Lens)	38°		688 [7405]	172 [1851]	76 [823]	28 [296]	14 [151]
9000K	C360 (Original)	51°		507 [5463]	127 [1366]	56 [607]	20 [219]	10 [111]
	C360 (2" Fresnel Lens)	38°		706 [7596]	176 [1899]	78 [844]	28 [304]	14 [155]

ILLUMINATION CHART



MECHANICAL DIMENSIONS



BEAM ANGLE & CENTER LUX COMPARISON

Product	Beam Angle	Field Angle	Center Lux Ratio
C360 Original	51.4°	97.4°	100%
C360 2" Fresnel Lens	37.9°	73.7°	139%

OPTIONAL ACCESSORIES



2" Fresnel Lens



Snoot



Dome Diffuser

ORDERING GUIDE

C360

-

TS

-

US-120VAC

Model

C360 85W Standard

Spectrum

TS Tuna Sun

Finish

BK Black
WH White

Plug Type / Voltage

US-120VAC

Example: C360-TS-BK-US-120VAC